

SPEED QUEEN | PROFESSIONAL

# Compact Washer & Dryer



## SC70

### Washer-extractors features

- Titanium grey cabinet
- Stainless steel drum and tub
- Easy to use timer with color Display
- Available in 25 languages
- Up to 50 programs (including Mop & Medical programs)
- Soap hopper at the front
- Matching dryer available – space saving when placed on top
- Available with pump or drain valve
- Marine voltages available

### Accessories

- Wi-fi connectivity
- Liquid soap pumps

## DAM7, DAMC7, DAM7 HP

### Dryers features

- Titanium grey cabinet
- Stainless steel drum
- Large door opening (Ø 45 cm)
- Available in 25 languages
- Easy to use timer with color Display
- Available with condenser unit (DAMC7) or heat pump heating (DAM7 HP)
- Marine voltages available

## Connectivity

Wi-fi connectivity via accessory. Monitor the status of the machine: usage of the machine, machine status, failure codes, logging of programs. Update the program lists. Change and create programs.



Electronic Controls



Best Warranty



Exceptional Efficiency



Lasts Longer



# Washer-extractor

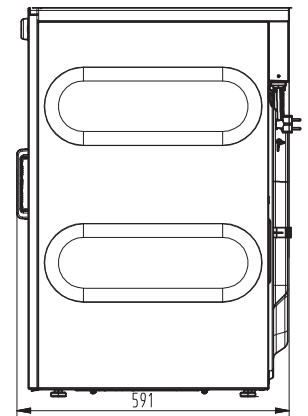
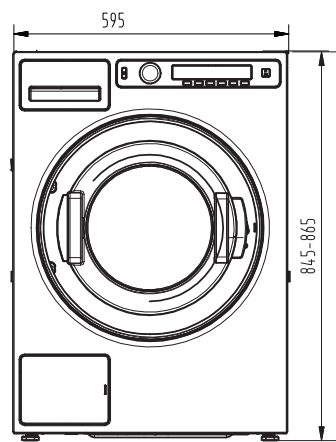
## Specifications




SC70									
	MARKET	HEATING	VOLTAGE*	CONTROL LOCATION	COLOR	BASKET	DRAIN	CAPACITY	
PFC070WN0H5N2EP0T0	Europe CE	Pump	440V/60hz	Front control	Grey	Stainless	Pump	6,5kg	
PFC070WN0HUN2EG0T0	Europe CE	Gravity	380-415V/50hz/3+n <sup>1</sup>	Front control	Grey	Stainless	Gravity	6,5kg	
PFC070WN0HUN2EP0T0	Europe CE	Pump	380-415V/50hz/3+n <sup>1</sup>	Front control	Grey	Stainless	Pump	6,5kg	
PFC070WN0HZN2EP0T0	Europe CE	Pump	208-240V/60hz/1Ph	Front control	Grey	Stainless	Pump	6,5kg	

<sup>1</sup> Rewirable to 208-240V/50hz/1Ph

TYPE	SC70	
DRUM VOLUME	l	60
DRUM DIAMETER	mm	Ø 480
EXTRACTION SPEED	rpm	1400
G-FACTOR		530
ELECTRICAL CONNECTION		With drainpump: 208-240V/60/1 380-415V/50/3Ph+N* 440V/60/3Ph-N
ELECTRICAL HEATING	kW	3,2
CIRCUIT BREAKER		230V-16A/400V-10A
WATER CONNECTION	inch	3/4"
DRAIN		Pump Standard, Drain valve available
DIMENSIONS		
H×W×D	mm	595x850x591
Net weight	kg	Pump:76,5 Valve: 77,0
TRANSPORT DATA		
Volume (packed)	m <sup>3</sup>	0,53
Packed H×W×D	mm	640x920x661
Gross weight	kg	Pump:79,7 Valve: 80,2



\* Available with drain valve



# Dryer

## Specifications



DAM7 vent - DAMC7 condens - DAM7 HP Heat Pump										
	COMMERCIAL NAME	MARKET	HEATING	VOLTAGE	CONTROL LOCATION	COLOR	BASKET	DOOR	CAPACITY	
PDC115WN0S5N2EV0T0	DAM7	Europe CE	VENT	440V/60hz	Front control	Grey	Stainless	Solid	6,5kg	
PDC115WN0SCN2HH0T0	DAM7 HP	Europe CE	HP	208-240/50/1	Front control	Grey	Stainless	Solid	6,5kg	
PDC115WN0SUN2EC0T0	DAMC7	Europe CE	Condens	380-415/50/3+n	Front control	Grey	Stainless	Solid	6,5kg	
PDC115WN0SUN2EV0T0	DAM7	Europe CE	Vent	380-415/50/3+n	Front control	Grey	Stainless	Solid	6,5kg	
PDC115WN0SZN2EV0T0	DAM7	Europe CE	Vent	208-240/60/1	Front control	Grey	Stainless	Solid	6,5kg	

TYPE		DAM7 vent	DAMC7 condenser	DAM7HP heat pump
CONTROL TYPE		Electronic Display		
DRUM VOLUME	l	117		
DIMENSIONS DRUM	mm	Ø 571x476		
ELECTRICAL CONNECTION		208-240V/60/1 380-415V/50/3Ph+N 440V/60/3Ph-N	380-415/50/3Ph+N	208-240V/50/1Ph
ELECTRICAL HEATING	kW	3	2,5	0,9
CIRCUIT BREAKER		230V-16A 400V-10A		230V-10A
AIRFLOW	m3/h	245	123	internal
AIR EVACUATION	mm	100	-	-
DIMENSIONS HxWxD	mm	850x595x654		
Net weight	kg	40	45	57
TRANSPORT DATA				
Volume (packed)	m3	0,53		
Packed HxWxD	mm	920x640x723		
Gross weight	kg	44,4	49,4	61,4

